

LC-R127R2

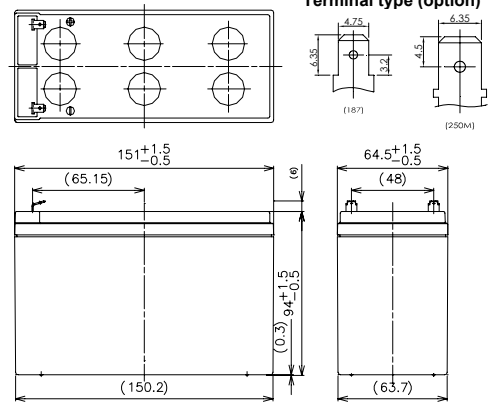
For main and standby power supplies

Expected trickle life:3-5years at 25°C, approx.5 years at 20°C



Contents indicated (including the recycle marking, etc) are subject to change without notice.

■Dimensions(mm)



Battery case resin:standard(UL94HB)

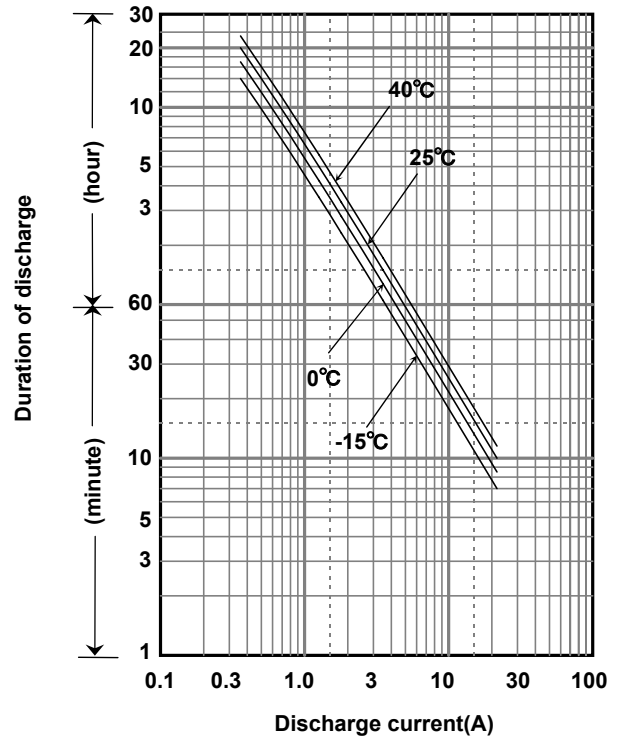
■Specification

Nominal Voltage		12V
Rated Capacity(20HR)		7.2Ah
Dimensions	Length	151 mm
	Width	64.5 mm
	Height	94 mm
	Total height	100 mm
Approx. Mass		2.47 kg
Terminal		Faston 187 & 250M

■Characteristics

Capacity (25 °C)	20 hour rate	7.2Ah
	10 hour rate	6.8Ah
	5 hour rate	6.3Ah
	1 hour rate	4.9Ah
Internal Resistance	Fully charged battery (25 °C)	21 mΩ
Temperature Dependency of Capacity (20 hour rate)	40 °C	102%
	25 °C	100%
	0 °C	85%
	-15 °C	65%
Self Discharge (25 °C)	After 3 months	91%
	After 6 months	82%
	After 12 months	64%

■Duration of discharge vs. discharge current



■Watt Table(25°C)

Cut-off V	(Wattage/Battery)																
	3min	5min	10min	15min	20min	30min	45min	1h	1.5h	2h	3h	4h	5h	6h	10h	20h	24h
9.6V	433	341	223	170	143	106	75.1	60.1	41.3	32.0	23.8	18.3	15.1	12.1	8.04	4.36	3.64
9.9V	401	320	218	169	140	105	74.7	60.1	40.5	31.7	23.7	18.2	15.0	12.1	8.00	4.34	3.62
10.2V	370	300	213	166	138	104	74.0	58.9	39.7	30.9	23.4	18.0	14.9	12.0	7.92	4.33	3.61
10.5V	329	269	197	154	131	102	72.8	57.7	38.9	29.8	23.1	17.9	14.7	11.8	7.88	4.32	3.60
10.8V	278	237	176	144	128	98.3	71.6	56.5	37.8	28.4	22.6	17.7	14.4	11.7	7.80	4.30	3.58

■Ampere Table(25°C)

Cut-off V	(Ampere/Battery)																
	3min	5min	10min	15min	20min	30min	45min	1h	1.5h	2h	3h	4h	5h	6h	10h	20h	24h
9.6V	38.9	30.6	19.9	14.8	12.3	9.10	6.40	5.10	3.50	2.70	2.00	1.53	1.26	1.012	0.670	0.363	0.303
9.9V	36.1	28.7	19.5	14.7	12.1	9.00	6.36	5.10	3.43	2.68	1.99	1.52	1.25	1.008	0.667	0.362	0.302
10.2V	33.3	26.9	19.0	14.4	11.9	8.90	6.30	5.00	3.36	2.61	1.97	1.51	1.24	1.000	0.660	0.361	0.301
10.5V	29.6	24.1	17.6	13.4	11.3	8.70	6.20	4.90	3.29	2.52	1.94	1.50	1.23	0.988	0.657	0.360	0.300
10.8V	25.0	21.3	15.7	12.5	11.0	8.40	6.10	4.80	3.20	2.40	1.90	1.48	1.20	0.972	0.650	0.358	0.298

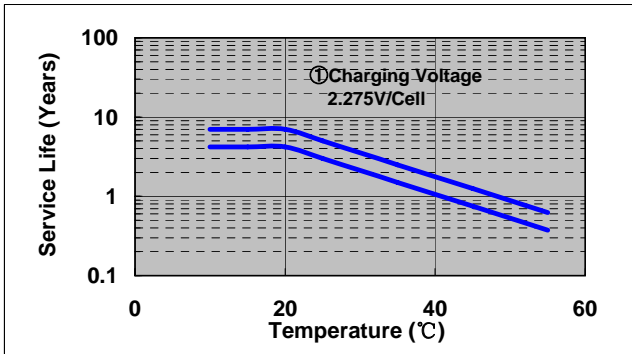
■ Charging Method (25°C)

Cycle use	Control voltage:14.5-14.9V;Initial current:2.88A or smaller
Trickle use	Control voltage:13.6-13.8V;Initial current:1.08A or smaller

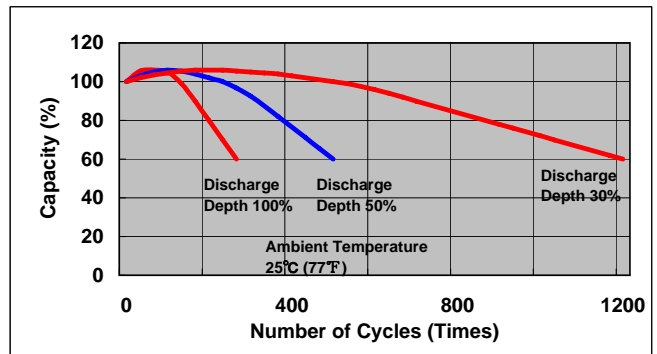
■ Cut off voltage

Discharge current	0.36A-1.44A	1.44A-3.6A	3.6A-7.2A	7.2A-14.4A	14.4A-21.6A
Cut off voltage(V)	10.5	10.2	9.9	9.3	8.7

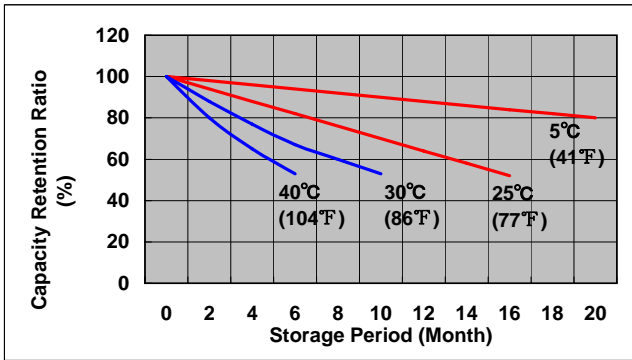
■ Influence of Temperature on Trickle life



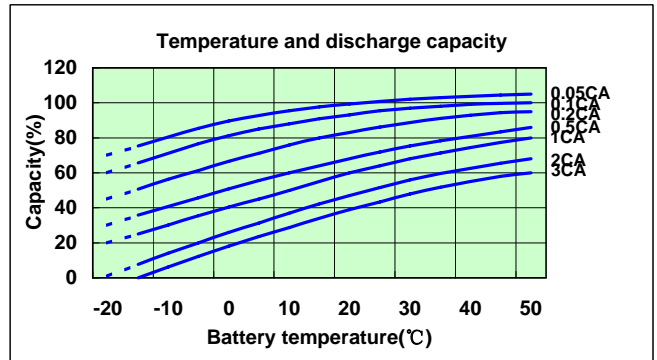
■ Cycle life vs. Depth of discharge



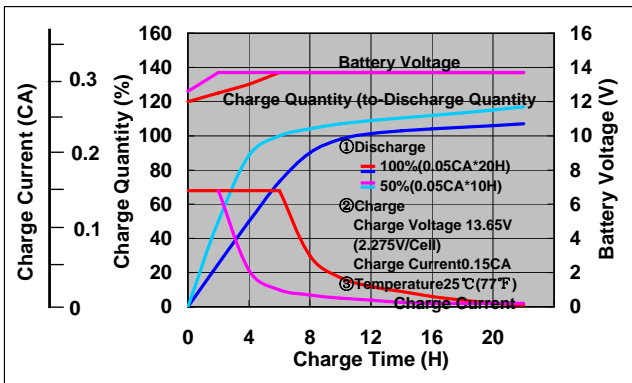
■ Residual capacity test result



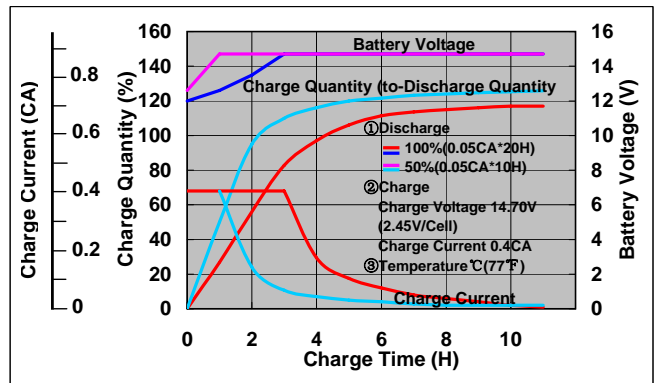
■ Discharge capacity by temperature and by discharge current



■ Constant-voltage constant-current charge characteristics for Trickle use



■ Constant-voltage constant-current charge characteristics for Cycle use



■ Discharge characteristics(25°C)

